

RESUMEN CÉDULA DE GASTOS

Institución: 0001 EMPRESA PUBLICA METROPOLITANA DE RASTRO QUITO
 Unidad Ejecutora: 0001 EMPRESA PUBLICA METROPOLITANA DE RASTRO QUITO
 Nivel: 5
 Período: Desde Enero al 31 de Diciembre del 2021

Código	Partida	Asignación Inicial	Reformas	Codificado	Comp. Período	Comp. Acumulado	Devengado Período	Devengado Acumulado	Pago Período	Pago Acumulado	Saldo Compromiso	Saldo por Devengar
5101	REMUNERACIONES BASICAS	1,341,216.00	-37,368.83	1,303,847.17	1,300,338.79	1,300,338.79	1,300,338.79	1,300,338.79	1,300,338.79	1,300,338.79	3,508.38	3,508.38
510105.000	REMUNERACIONES UNIFICADAS	382,176.00	-1,600.00	380,576.00	379,047.74	379,047.74	379,047.74	379,047.74	379,047.74	379,047.74	1,528.26	1,528.26
510106.000	SALARIOS UNIFICADOS	959,040.00	-35,768.83	923,271.17	921,291.05	921,291.05	921,291.05	921,291.05	921,291.05	921,291.05	1,980.12	1,980.12
5102	REMUNERACIONES COMPLEMENTARIAS	245,430.95	-2,900.00	242,530.95	228,422.53	228,422.53	228,422.53	228,422.53	228,422.53	228,422.53	14,108.42	14,108.42
510203.000	DECIMOTERCER SUELDO	153,548.95	0.00	153,548.95	141,068.47	141,068.47	141,068.47	141,068.47	141,068.47	141,068.47	12,480.48	12,480.48
510204.000	DECIMOCUARTO SUELDO	91,882.00	-2,900.00	88,982.00	87,354.06	87,354.06	87,354.06	87,354.06	87,354.06	87,354.06	1,627.94	1,627.94
5103	REMUNERACIONES COMPENSATORIAS	6,696.00	68,543.00	75,239.00	74,418.00	74,418.00	74,418.00	74,418.00	74,418.00	74,418.00	821.00	821.00
510306.000	ALIMENTACION	6,696.00	68,543.00	75,239.00	74,418.00	74,418.00	74,418.00	74,418.00	74,418.00	74,418.00	821.00	821.00
5104	SUBSIDIOS	26,790.24	3,000.00	29,790.24	28,475.87	28,475.87	28,475.87	28,475.87	28,475.87	28,475.87	1,314.37	1,314.37
510401.000	POR CARGAS FAMILIARES	4,560.00	1,000.00	5,560.00	5,032.00	5,032.00	5,032.00	5,032.00	5,032.00	5,032.00	528.00	528.00
510408.000	POR ANTIGUEDAD	22,230.24	2,000.00	24,230.24	23,443.87	23,443.87	23,443.87	23,443.87	23,443.87	23,443.87	786.37	786.37
5105	REMUNERACIONES TEMPORALES	508,196.41	-49,124.00	459,072.41	417,664.91	417,664.91	417,664.90	417,664.90	417,664.91	417,664.91	41,407.51	41,407.51
510509.000	HORAS EXTRAORDINARIAS Y SUPLEMENTARIAS	68,792.58	-20,163.00	48,629.58	47,714.31	47,714.31	47,714.31	47,714.31	47,714.31	47,714.31	915.27	915.27
510510.000	SERVICIOS PERSONALES POR CONTRATO	381,846.83	-38,000.00	343,846.83	312,917.77	312,917.77	312,917.76	312,917.76	312,917.77	312,917.77	30,929.07	30,929.07
510512.000	SUBROGACION	15,833.00	-2,600.00	13,233.00	10,231.76	10,231.76	10,231.76	10,231.76	10,231.76	10,231.76	3,001.24	3,001.24
510513.000	ENCARGOS	41,724.00	11,639.00	53,363.00	46,801.07	46,801.07	46,801.07	46,801.07	46,801.07	46,801.07	6,561.93	6,561.93
5106	APORTES PATRONALES A LA SEGURIDAD SOCIAL	358,816.82	-19,600.00	339,216.82	326,246.57	326,246.57	326,176.34	326,176.34	326,176.34	326,176.34	12,970.25	13,040.48
510601.000	APORTE PATRONAL	218,837.78	-7,800.00	211,037.78	205,201.42	205,201.42	205,131.19	205,131.19	205,131.19	205,131.19	5,836.36	5,906.59
510602.000	FONDO DE RESERVA	139,979.04	-11,800.00	128,179.04	121,045.15	121,045.15	121,045.15	121,045.15	121,045.15	121,045.15	7,133.89	7,133.89
5107	INDEMNIZACIONES	298,235.50	22,370.00	320,605.50	316,132.17	316,132.17	316,132.17	316,132.17	315,940.79	315,940.79	4,473.33	4,473.33
510704.000	COMPENSACION POR DESAHUCIO	17,195.50	4,600.00	21,795.50	21,730.74	21,730.74	21,730.74	21,730.74	21,730.74	21,730.74	64.76	64.76
510706.000	POR JUBILACION	269,040.00	1,770.00	270,810.00	270,810.00	270,810.00	270,810.00	270,810.00	270,810.00	270,810.00	0.00	0.00
510707.000	COMPENSACION POR VACACIONES NO GOZADAS POR	12,000.00	16,000.00	28,000.00	23,591.43	23,591.43	23,591.43	23,591.43	23,400.05	23,400.05	4,408.57	4,408.57
5301	SERVICIOS BASICOS	13,000.00	0.00	13,000.00	10,623.73	10,623.73	10,619.69	10,619.69	10,619.69	10,619.69	2,376.27	2,380.31
530105.000	TELECOMUNICACIONES	13,000.00	0.00	13,000.00	10,623.73	10,623.73	10,619.69	10,619.69	10,619.69	10,619.69	2,376.27	2,380.31
5302	SERVICIOS GENERALES	5,508.24	3,426.81	8,935.05	4,699.50	4,699.50	4,699.50	4,699.50	4,699.50	4,699.50	4,235.55	4,235.55
530201.000	TRANSPORTE DE PERSONAL	3,540.00	-1,000.00	2,540.00	2,370.50	2,370.50	2,370.50	2,370.50	2,370.50	2,370.50	169.50	169.50
530204.000	IMPRESION, REPRODUCCION Y PUBLICACION	120.00	2,209.00	2,329.00	2,329.00	2,329.00	2,329.00	2,329.00	2,329.00	2,329.00	0.00	0.00

Gerente General:
Dr. Mauro Mendoza

Director Financiero:
Ing. Jorge Sanz M.

Contador General:
Ing. Isabel Chiluisa T.

RESUMEN CÉDULA DE GASTOS

Institución: 0001 EMPRESA PUBLICA METROPOLITANA DE RASTRO QUITO
 Unidad Ejecutora: 0001 EMPRESA PUBLICA METROPOLITANA DE RASTRO QUITO
 Nivel: 5
 Período: Desde Enero al 31 de Diciembre del 2021

Código	Partida	Asignación Inicial	Reformas	Codificado	Comp Período	Comp Acumulado	Devengado Período	Devengado Acumulado	Pago Período	Pago Acumulado	Saldo Compromiso	Saldo por Devengar
530246.000	Servicios de Identificación, Marcación, Autenticación, Ra	1,848.24	2,217.81	4,066.05	0.00	0.00	0.00	0.00	0.00	0.00	4,066.05	4,066.05
5303	TRASLADOS, INSTALACIONES, VIATICOS Y SUBSIST	3,530.00	-2,530.00	1,000.00	1,000.00	1,000.00	1,000.00	1,000.00	1,000.00	1,000.00	0.00	0.00
530301.000	PASAJES AL INTERIOR	205.00	-205.00	0.00	0.00	0.00	0.00	0.00	0.00	0.00	0.00	0.00
530303.000	VIATICOS Y SUBSISTENCIAS EN EL INTERIOR	3,325.00	-2,325.00	1,000.00	1,000.00	1,000.00	1,000.00	1,000.00	1,000.00	1,000.00	0.00	0.00
5304	INSTALACION, MANTENIMIENTO Y REPARACION	2,200.00	-900.00	1,300.00	631.98	631.98	631.98	631.98	631.98	631.98	668.02	668.02
530403.000	MOBILIARIOS	0.00	600.00	600.00	0.00	0.00	0.00	0.00	0.00	0.00	600.00	600.00
530404.000	MAQUINARIAS Y EQUIPOS	2,000.00	-1,500.00	500.00	448.00	448.00	448.00	448.00	448.00	448.00	52.00	52.00
530405.000	VEHICULOS	200.00	0.00	200.00	183.98	183.98	183.98	183.98	183.98	183.98	16.02	16.02
5305	ARRENDAMIENTOS DE BIENES	50.00	0.00	50.00	33.10	33.10	33.10	33.10	33.10	33.10	16.90	16.90
530502.000	EDIFICIOS, LOCALES Y RESIDENCIAS	50.00	0.00	50.00	33.10	33.10	33.10	33.10	33.10	33.10	16.90	16.90
5306	CONTRATACIONES DE ESTUDIOS E INVESTIGACION	1,676.00	20,468.83	22,144.83	20,609.85	20,609.85	20,609.85	20,609.85	20,609.85	20,609.85	1,534.98	1,534.98
530606.000	HONORARIOS POR CONTRATOS CIVILES DE SERVICI	1,676.00	20,468.83	22,144.83	20,609.85	20,609.85	20,609.85	20,609.85	20,609.85	20,609.85	1,534.98	1,534.98
5307	GASTOS EN INFORMATICA	14,756.00	-2,590.00	12,166.00	7,889.84	7,889.84	7,889.84	7,889.84	7,889.84	7,889.84	4,276.16	4,276.16
530701.000	DESARROLLO DE SISTEMAS INFORMATICOS	0.00	2,500.00	2,500.00	0.00	0.00	0.00	0.00	0.00	0.00	2,500.00	2,500.00
530702.000	ARRENDAMIENTO Y LICENCIAS DE USO DE PAQUETE	5,756.00	-1,500.00	4,256.00	3,841.04	3,841.04	3,841.04	3,841.04	3,841.04	3,841.04	414.96	414.96
530704.000	MANTENIMIENTO Y REPARACION DE EQUIPOS Y SIS	9,000.00	-3,590.00	5,410.00	4,048.80	4,048.80	4,048.80	4,048.80	4,048.80	4,048.80	1,361.20	1,361.20
5308	BIENES DE USO Y CONSUMO CORRIENTE	40,031.30	-7,519.00	32,512.30	26,885.66	26,885.66	26,860.74	26,860.74	26,860.74	26,860.74	5,626.64	5,651.56
530801.000	ALIMENTOS Y BEBIDAS	2,550.00	0.00	2,550.00	1,351.17	1,351.17	1,326.25	1,326.25	1,326.25	1,326.25	1,198.83	1,223.75
530803.000	COMBUSTIBLES Y LUBRICANTES	9,251.20	2,031.58	11,282.78	9,866.89	9,866.89	9,866.89	9,866.89	9,866.89	9,866.89	1,415.89	1,415.89
530804.000	MATERIALES DE OFICINA	9,784.13	-1,119.00	8,665.13	7,974.91	7,974.91	7,974.91	7,974.91	7,974.91	7,974.91	690.22	690.22
530805.000	MATERIALES DE ASEO	1,433.89	0.00	1,433.89	894.97	894.97	894.97	894.97	894.97	894.97	538.92	538.92
530807.000	MATERIALES DE IMPRESION, FOTOGRAFIA, REPROD	7,382.08	-5,401.58	1,980.50	1,980.50	1,980.50	1,980.50	1,980.50	1,980.50	1,980.50	0.00	0.00
530809.000	MEDICINAS Y PRODUCTOS FARMACEUTICOS	5,280.00	-2,480.00	2,800.00	2,525.96	2,525.96	2,525.96	2,525.96	2,525.96	2,525.96	274.04	274.04
530810.000	DISPOSITIVOS MEDICOS PARA LABORATORIO CLINIC	2,150.00	-550.00	1,600.00	945.18	945.18	945.18	945.18	945.18	945.18	654.82	654.82
530811.000	MATERIALES DE CONSTRUCCION, ELECTRICOS, PLC	600.00	0.00	600.00	600.00	600.00	600.00	600.00	600.00	600.00	0.00	0.00
530813.000	REPUESTOS ACCESORIOS	1,600.00	0.00	1,600.00	746.08	746.08	746.08	746.08	746.08	746.08	853.92	853.92
5314	BIENES MUEBLES NO DEPRECIABLES	0.00	1,000.00	1,000.00	907.20	907.20	907.20	907.20	907.20	907.20	92.80	92.80
531407.000	EQUIPOS, SISTEMAS Y PAQUETES INFORMATICOS	0.00	1,000.00	1,000.00	907.20	907.20	907.20	907.20	907.20	907.20	92.80	92.80

Gerente General:
Dr. Mauro Mendoza

Director Financiero:
Ing. Jorge Sanz M.

Contador General:
Ing. Isabel Chiluisa T.

RESUMEN CÉDULA DE GASTOS

Institución: 0001 EMPRESA PUBLICA METROPOLITANA DE RASTRO QUITO
 Unidad Ejecutora: 0001 EMPRESA PUBLICA METROPOLITANA DE RASTRO QUITO
 Nivel: 5
 Período: Desde Enero al 31 de Diciembre del 2021

Código	Partida	Asignación Inicial	Reformas	Codificado	Comp Período	Comp Acumulado	Devengado Período	Devengado Acumulado	Pago Período	Pago Acumulado	Saldo Compromiso	Saldo por Devengar
5701	IMPUESTOS, TASAS Y CONTRIBUCIONES	1,800.00	400.00	2,200.00	1,072.94	1,072.94	1,072.94	1,072.94	1,072.94	1,072.94	1,127.06	1,127.06
570102.000	TASAS GENERALES	1,800.00	400.00	2,200.00	1,072.94	1,072.94	1,072.94	1,072.94	1,072.94	1,072.94	1,127.06	1,127.06
5702	SEGUROS, COSTOS FINANCIEROS Y OTROS GASTOS	49,495.96	741.00	50,236.96	41,331.09	41,331.09	41,298.61	41,298.61	41,298.61	41,298.61	8,905.87	8,938.35
570201.000	SEGUROS	48,495.96	741.00	49,236.96	40,683.50	40,683.50	40,683.49	40,683.49	40,683.49	40,683.49	8,553.46	8,553.47
570203.000	COMISIONES BANCARIAS	1,000.00	0.00	1,000.00	647.59	647.59	615.12	615.12	615.12	615.12	352.41	384.88
5801	TRANSFERENCIAS CORRIENTES AL SECTOR PUBLICO	21,000.00	-2,217.81	18,782.19	17,818.99	17,818.99	17,818.99	17,818.99	17,818.99	17,818.99	963.20	963.20
580102.000	A ENTIDADES DESCENTRALIZADAS Y AUTONOMAS	21,000.00	-2,217.81	18,782.19	17,818.99	17,818.99	17,818.99	17,818.99	17,818.99	17,818.99	963.20	963.20
5802	TRANSFERENCIAS CORRIENTES AL SECTOR PRIVADO	16,160.40	300.00	16,460.40	16,360.40	16,360.40	16,360.40	16,360.40	16,360.40	16,360.40	100.00	100.00
580209.000	A JUBILADOS PATRONALES	16,160.40	300.00	16,460.40	16,360.40	16,360.40	16,360.40	16,360.40	16,360.40	16,360.40	100.00	100.00
7301	SERVICIOS BASICOS	116,780.00	5,461.64	122,241.64	115,455.24	115,455.24	107,998.15	107,998.15	107,998.15	107,998.15	6,786.40	14,243.49
730101.000	AGUA POTABLE	13,680.00	5,461.64	19,141.64	17,972.48	17,972.48	17,972.48	17,972.48	17,972.48	17,972.48	1,169.16	1,169.16
730104.000	ENERGIA ELECTRICA	99,600.00	0.00	99,600.00	94,632.28	94,632.28	87,175.19	87,175.19	87,175.19	87,175.19	4,967.72	12,424.81
730105.000	TELECOMUNICACIONES	3,500.00	0.00	3,500.00	2,850.48	2,850.48	2,850.48	2,850.48	2,850.48	2,850.48	649.52	649.52
7302	SERVICIOS GENERALES	280,259.88	-95,376.72	184,883.16	164,926.22	164,926.22	158,918.77	158,918.77	158,918.77	158,918.77	19,956.94	25,964.39
730201.000	TRANSPORTE DE PERSONAL	58,800.00	0.00	58,800.00	56,823.80	56,823.80	56,823.80	56,823.80	56,823.80	56,823.80	1,976.20	1,976.20
730202.000	FLETES Y MANIOBRAS	8,675.00	2,351.64	11,026.64	9,182.50	9,182.50	7,982.50	7,982.50	7,982.50	7,982.50	1,844.14	3,044.14
730203.000	ALMACENAMIENTO, EMBALAJE Y ENVASE	3,500.00	-3,500.00	0.00	0.00	0.00	0.00	0.00	0.00	0.00	0.00	0.00
730204.000	EDICION, IMPRESION, REPRODUCCION Y PUBLICACION	1,000.00	582.32	1,582.32	1,544.86	1,544.86	1,544.86	1,544.86	1,544.86	1,544.86	37.46	37.46
730208.000	SERVICIO DE VIGILANCIA	55,200.00	0.00	55,200.00	47,724.47	47,724.47	47,724.47	47,724.47	47,724.47	47,724.47	7,475.53	7,475.53
730209.000	SERVICIOS DE ASEO	49,084.88	-19,817.24	29,267.64	20,644.38	20,644.38	15,836.93	15,836.93	15,836.93	15,836.93	8,623.26	13,430.71
730235.000	SERVICIO DE ALIMENTACION	104,000.00	-74,993.44	29,006.56	29,006.21	29,006.21	29,006.21	29,006.21	29,006.21	29,006.21	0.35	0.35
7304	INSTALACION, MANTENIMIENTO Y REPARACION	117,153.64	-31,221.70	85,931.94	40,926.83	40,926.83	40,926.82	40,926.82	40,926.82	40,926.82	45,005.11	45,005.12
730402.000	EDIFICIOS, LOCALES Y RESIDENCIAS	0.00	7,200.00	7,200.00	6,319.16	6,319.16	6,319.16	6,319.16	6,319.16	6,319.16	880.84	880.84
730404.000	MAQUINARIAS Y EQUIPOS	104,202.00	-44,021.70	60,180.30	24,785.20	24,785.20	24,785.20	24,785.20	24,785.20	24,785.20	35,395.10	35,395.10
730405.000	VEHICULOS	5,000.00	6,720.00	11,720.00	4,109.25	4,109.25	4,109.24	4,109.24	4,109.24	4,109.24	7,610.75	7,610.76
730417.000	INFRAESTRUCTURA	7,951.64	-1,120.00	6,831.64	5,713.22	5,713.22	5,713.22	5,713.22	5,713.22	5,713.22	1,118.42	1,118.42
7306	CONTRATACIONES DE ESTUDIOS E INVESTIGACION	83,056.84	-4,296.84	78,760.00	18,591.55	18,591.55	18,591.55	18,591.55	18,591.55	18,591.55	60,168.45	60,168.45
730601.000	CONSULTORIA, ASESORIA E INVESTIGACION ESPECIALIZADA	46,844.84	10,203.16	56,748.00	0.00	0.00	0.00	0.00	0.00	0.00	56,748.00	56,748.00

Gerente General:
Dr. Mauro Mendoza

Director Financiero:
Ing. Jorge Sanz M.

Contador General:
Ing. Isabel Chiluisa T.

RESUMEN CÉDULA DE GASTOS

Institución: 0001 EMPRESA PUBLICA METROPOLITANA DE RASTRO QUITO
 Unidad Ejecutora: 0001 EMPRESA PUBLICA METROPOLITANA DE RASTRO QUITO
 Nivel: 5
 Período: Desde Enero al 31 de Diciembre del 2021

Código	Partida	Asignación Inicial	Reformas	Codificado	Comp Período	Comp Acumulado	Devengado Período	Devengado Acumulado	Pago Período	Pago Acumulado	Saldo Compromiso	Saldo por Devengar
730602.000	SERVICIO DE AUDITORIA	11,200.00	-11,200.00	0.00	0.00	0.00	0.00	0.00	0.00	0.00	0.00	0.00
730609.000	INVESTIGACIONES PROFESIONALES Y ANALISIS DE I	25,312.00	-3,300.00	22,012.00	18,591.55	18,591.55	18,591.55	18,591.55	18,591.55	18,591.55	3,420.45	3,420.45
7307	GASTOS EN INFORMATICA	0.00	0.00	0.00	0.00	0.00	0.00	0.00	0.00	0.00	0.00	0.00
730702.000	ARRENDAMIENTO Y LICENCIAS DE USO DE PAQUETE	0.00	0.00	0.00	0.00	0.00	0.00	0.00	0.00	0.00	0.00	0.00
7308	BIENES DE USO Y CONSUMO DE INVERSION	284,427.28	46,008.88	330,436.16	283,206.42	283,206.42	283,131.86	283,131.86	283,131.86	283,131.86	47,229.74	47,304.30
730802.000	VESTUARIO, LENCERIA Y PRENDAS DE PROTECCION	40,000.00	-16,800.00	23,200.00	12,467.43	12,467.43	12,467.43	12,467.43	12,467.43	12,467.43	10,732.57	10,732.57
730803.000	COMBUSTIBLES Y LUBRICANTES	135,640.00	45,000.00	180,640.00	178,027.24	178,027.24	177,952.68	177,952.68	177,952.68	177,952.68	2,612.76	2,687.32
730804.000	MATERIALES DE OFICINA	500.00	-500.00	0.00	0.00	0.00	0.00	0.00	0.00	0.00	0.00	0.00
730805.000	MATERIALES DE ASEO	10,320.00	-2,000.00	8,320.00	6,943.57	6,943.57	6,943.57	6,943.57	6,943.57	6,943.57	1,376.43	1,376.43
730807.000	MATERIALES DE IMPRESION, FOTOGRAFIA, REPROD	14,560.00	-3,560.00	11,000.00	10,992.00	10,992.00	10,992.00	10,992.00	10,992.00	10,992.00	8.00	8.00
730810.000	MATERIALES PARA LABORATORIO Y USO MEDICO	5,600.00	-2,800.00	2,800.00	2,240.00	2,240.00	2,240.00	2,240.00	2,240.00	2,240.00	560.00	560.00
730811.000	MATERIALES DE CONSTRUCCION, ELECTRICOS, PLC	4,628.00	5,652.00	10,280.00	5,573.10	5,573.10	5,573.10	5,573.10	5,573.10	5,573.10	4,706.90	4,706.90
730813.000	REPUESTOS Y ACCESORIOS	34,900.00	34,354.88	69,254.88	46,843.70	46,843.70	46,843.70	46,843.70	46,843.70	46,843.70	22,411.18	22,411.18
730814.000	SUMINISTROS PARA ACTIVIDADES AGROPECUARIA,	0.00	4,592.00	4,592.00	0.00	0.00	0.00	0.00	0.00	0.00	4,592.00	4,592.00
730819.000	ADQUISICION DE ACCESORIOS E INSUMOS QUIMICO	38,279.28	-17,930.00	20,349.28	20,119.38	20,119.38	20,119.38	20,119.38	20,119.38	20,119.38	229.90	229.90
730823.000	EGRESOS PARA SANIDAD AGROPECUARIA	0.00	0.00	0.00	0.00	0.00	0.00	0.00	0.00	0.00	0.00	0.00
7314	BIENES MUEBLES NO DEPRECIABLES	11,584.00	-4,828.00	6,756.00	623.87	623.87	623.85	623.85	623.85	623.85	6,132.13	6,132.15
731403.000	MOBILIARIOS	3,584.00	-2,240.00	1,344.00	366.33	366.33	366.33	366.33	366.33	366.33	977.67	977.67
731404.000	MAQUINARIA Y EQUIPO	8,000.00	-2,588.00	5,412.00	257.54	257.54	257.52	257.52	257.52	257.52	5,154.46	5,154.48
7501	OBRAS DE INFRAESTRUCTURA	0.00	0.00	0.00	0.00	0.00	0.00	0.00	0.00	0.00	0.00	0.00
750199.000	OTRAS OBRAS DE INFRAESTRUCTURA	0.00	0.00	0.00	0.00	0.00	0.00	0.00	0.00	0.00	0.00	0.00
7701	IMPUESTOS, TASAS Y CONTRIBUCIONES	3,763.20	-2,707.20	1,056.00	1,056.00	1,056.00	1,056.00	1,056.00	1,056.00	1,056.00	0.00	0.00
770102.000	TASAS GENERALES	3,763.20	-2,707.20	1,056.00	1,056.00	1,056.00	1,056.00	1,056.00	1,056.00	1,056.00	0.00	0.00
8401	BIENES MUEBLES	158,856.00	91,459.94	250,315.94	74,480.01	74,480.01	74,480.01	74,480.01	74,480.01	74,480.01	175,835.93	175,835.93
840103.000	MOBILIARIOS	0.00	10,500.00	10,500.00	0.00	0.00	0.00	0.00	0.00	0.00	10,500.00	10,500.00
840104.000	MAQUINARIAS Y EQUIPOS	98,356.00	77,459.94	175,815.94	32,130.01	32,130.01	32,130.01	32,130.01	32,130.01	32,130.01	143,685.93	143,685.93
840107.000	EQUIPOS, SISTEMAS Y PAQUETES INFORMATICOS	60,500.00	3,500.00	64,000.00	42,350.00	42,350.00	42,350.00	42,350.00	42,350.00	42,350.00	21,650.00	21,650.00
9701	DEUDA FLOTANTE	53,082.83	0.00	53,082.83	16,481.02	16,481.02	16,481.02	16,481.02	16,481.02	16,481.02	36,601.81	36,601.81

Gerente General:
Dr. Mauro Mendoza


Director Financiero:
Ing. Jorge Sanz M.


Contador General:
Ing. Isabel Chiluisa T.


RESUMEN CÉDULA DE GASTOS

Institución: 0001 EMPRESA PUBLICA METROPOLITANA DE RASTRO QUITO
 Unidad Ejecutora: 0001 EMPRESA PUBLICA METROPOLITANA DE RASTRO QUITO
 Nivel: 5
 Período: Desde Enero al 31 de Diciembre del 2021

Código	Partida	Asignación Inicial	Reformas	Codificado	Comp Período	Comp Acumulado	Devengado Período	Devengado Acumulado	Pago Período	Pago Acumulado	Saldo Compromiso	Saldo por Devengar
970101.000	DE CUENTAS POR PAGAR	53,082.83	0.00	53,082.83	16,481.02	16,481.02	16,481.02	16,481.02	16,481.02	16,481.02	36,601.81	36,601.81
	Totales=>	4,063,553.49	0.00	4,063,553.49	3,557,310.28	3,557,310.28	3,543,639.47	3,543,639.47	3,543,448.10	3,543,448.10	506,243.21	519,914.02
	Resumen Financiamiento											
	1	4,063,553.49	0.00	4,063,553.49	3,557,310.28	3,557,310.28	3,543,639.47	3,543,639.47	3,543,448.10	3,543,448.10	506,243.21	519,914.02


 Gerente General:
 Dr. Mauro Mendoza


 Director Financiero:
 Ing. Jorge Sanz M.


 Contador General:
 Ing. Isabel Chiluisa T.